



GUJCOT TRADE ASSOCIATION

MONTHLY RATE MOVEMENT Aug-2021

Dear All Cotton Friends,

In our mission to give Daily Spot Rate Team Gujcot is getting valuable support from Gujcot broker's panel. We appreciated their humble service to the trade. Gujcot Team is giving daily closing of Indian and foreign futures rates.

In this report we have provided Following Rates during the month.

- Daily Physical Spot Rate
- MCX Cotton Daily Closing Rate
- USD-INR Exchange Rate Closing
- Cotlook Index
- ICE Future Closing
- NCDEX Kapas Rate
- MCX Future Closing
- NCDEX and MCX converted into Rs. Candy Rate

We hope it will be useful to all the stake holders of Textile Value Chain.



GUJCOT TRADE ASSOCIATION

MONTHLY RATE MOVEMENT Aug-2021

- Compare to July, cotton market remained quite stable during the month of August. NY December was lead month and opened the month below 90 cents and travelled toward 96.70 cents intraday but could not sustain to close above 96 Cents. NY made three failed attempt to close above 96 cents, ultimately closed the month with 314 points gain.
- It is interesting to note that during full August, NY March future remained inverted to NY December future.
- US Cotton export unshipped commitments were carried forward to New Year and also expert sale for all four weeks was good but Chinese buying was poor. Cumulative US export sale is lower compare to last year at this stage.
- China opened their reserve cotton sale and 100% offered quantity was sold out. ZCE cotton futures remained volatile between 17000 to 18000 but in last week of the month settled near 17200 to 17500 levels.
- Pakistan new arrival has started and official KCA spot rate remained between 13500 to 14000.



GUJCOT TRADE ASSOCIATION

MONTHLY RATE MOVEMENT Aug-2021

- Cotton buying in India slowed down during August. During first half of the month market remained stable near 57500 Rs per Candy but in second half of the month it came down to 56000 Rs per Candy.
- CCI also was not able to sale big quantity but they have done their work and now they have limited quantity to sale.
- Investors were eager to sale though out this month and that was the reason for market to fall.
- As in start Indian basis were highest to near 877 on but with recover in NY and stable to down Indian price has reduce basis to just 300 on.
- No movements on cotton export front with stronger Rupee.
- Indian rupees got stronger and touched 73 Rs/USD from 74.50 level.
- Arrival in India started in north mainly also supported in small quantity from central India. In September arrivals will peak up.
- All Indian cotton sowing was reported lower compare to last year with Gujarat almost at par with last year.
- Standing crop is in good condition with good rainfall in last week of the month.



GUJCOT TRADE ASSOCIATION

MONTHLY RATE MOVEMENT Aug-2021

Gujarat Spot Rate Changes Aug-2021

Variety	Staple Length	Mic.	31-07-21	31-08-21	31-08-20	Change (M/M)		Change (Y/Y)	
						Rs./Candy	In Per.(%)	Rs./Candy	In Per.(%)
Shankar 6	29 MM	3.8	57,400	56,450	35,850	-950	-1.66%	20,600	57.46%
V-797	13 % Trash		36,100	34,500	22,900	-1,600	-4.43%	11,600	50.66%
MCX Spot Rate			27,220	26,930	20,400	-290	-1.07%	6,530	32.01%
USD-INR Exchange			74.41	73.00	71.40	-1.41	-1.89%	1.60	2.24%

Monthly - Average Spot Rate Aug-2021

Variety	Staple Length	Mic.	Price Range		Average Of 27 Days
			Low	High	
Shankar 6	29	3.8	56,450	57,550	57,142
V-797	13% Trash		34,500	35,900	35,223
MCX Spot Rate			26,880	27,390	27,112
USD Exchange Rate			73.00	74.43	74.13



GUJCOT TRADE ASSOCIATION

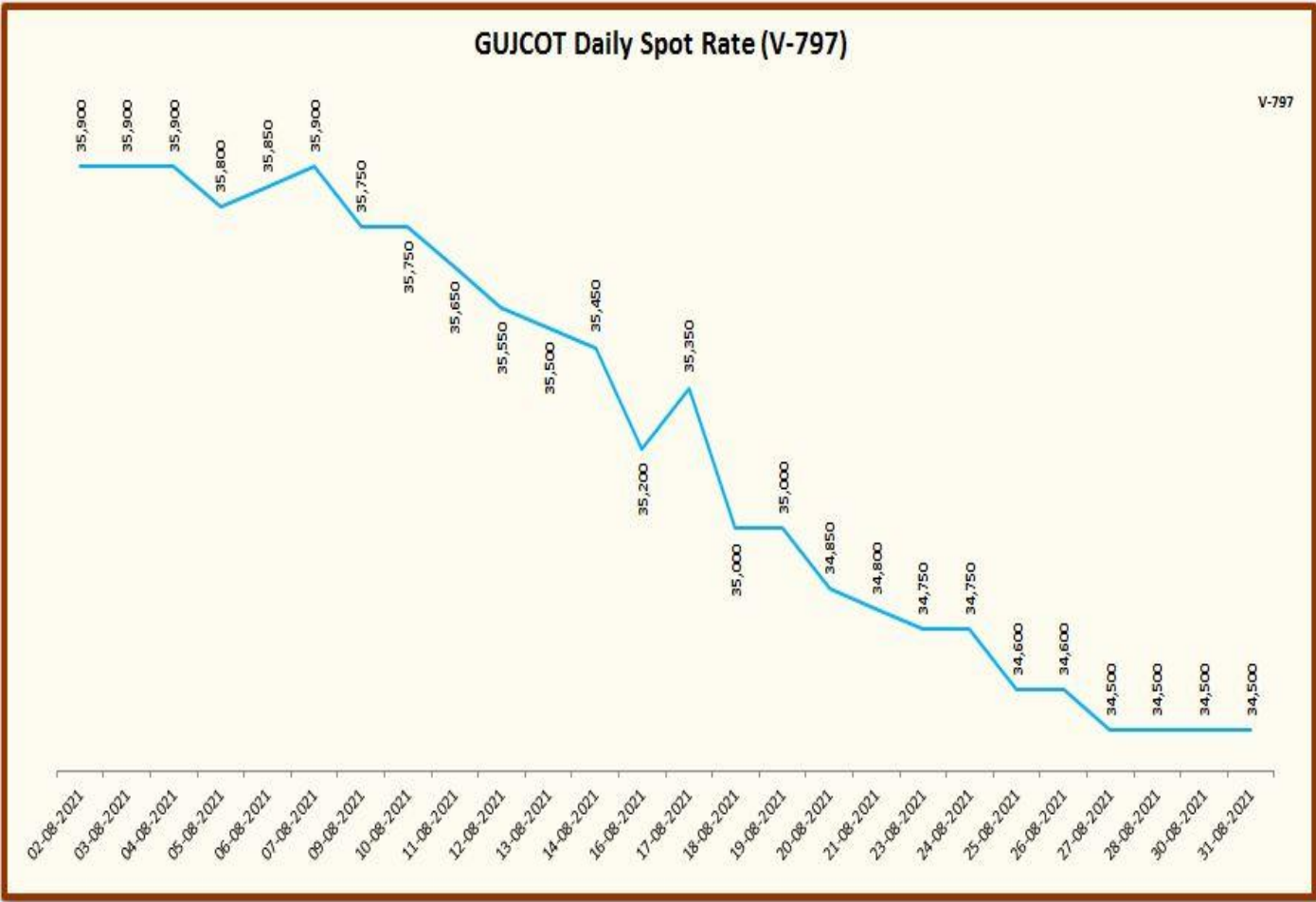
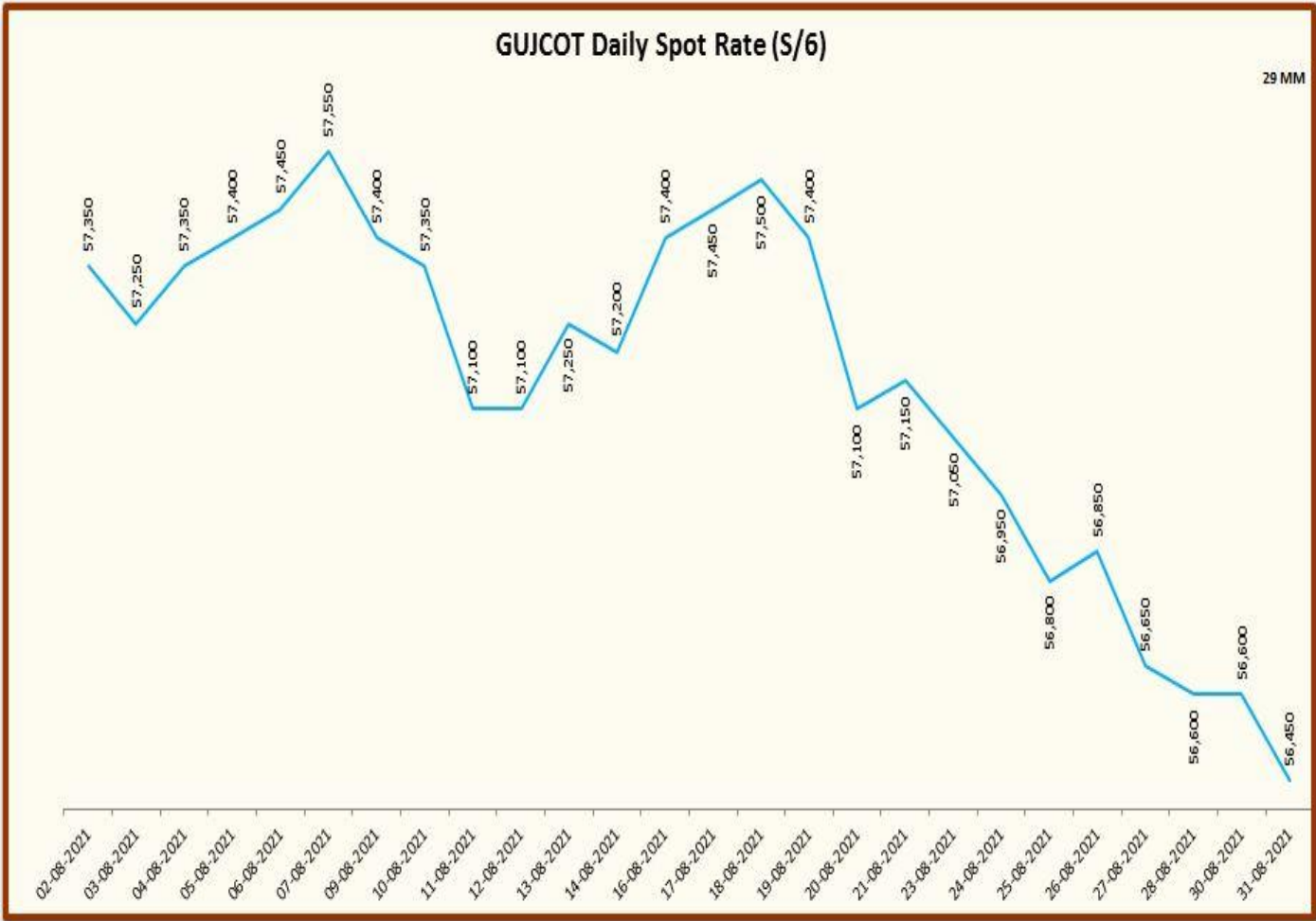
MONTHLY RATE MOVEMENT Aug-2021

Gujarat Spot Rate – Aug-2021				
Date	29-3.8	V-797	MCX Spot Rate	USD-INR Exchange Rate
02-08-2021	57,350	35,900	27,390	74.34
03-08-2021	57,250	35,900	27,240	74.28
04-08-2021	57,350	35,900	27,320	74.18
05-08-2021	57,400	35,800	27,230	74.16
06-08-2021	57,450	35,850	27,200	74.16
07-08-2021	57,550	35,900	27,200	74.16
09-08-2021	57,400	35,750	27,270	74.26
10-08-2021	57,350	35,750	26,880	74.42
11-08-2021	57,100	35,650	27,040	74.43
12-08-2021	57,100	35,550	27,080	74.25
13-08-2021	57,250	35,500	27,020	74.24
14-08-2021	57,200	35,450	27,020	74.24
16-08-2021	57,400	35,200	27,210	74.24
17-08-2021	57,450	35,350	27,160	74.35
18-08-2021	57,500	35,000	27,300	74.24
19-08-2021	57,400	35,000	27,300	74.24
20-08-2021	57,100	34,850	27,080	74.38
21-08-2021	57,150	34,800	27,080	74.38
23-08-2021	57,050	34,750	27,120	74.21
24-08-2021	56,950	34,750	26,970	74.19
25-08-2021	56,800	34,600	26,950	74.24
26-08-2021	56,850	34,600	26,960	74.21
27-08-2021	56,650	34,500	26,990	73.68
28-08-2021	56,600	34,500	26,990	73.68
30-08-2021	56,600	34,500	26,990	73.26
31-08-2021	56,450	34,500	26,930	73.00



GUJCOT TRADE ASSOCIATION

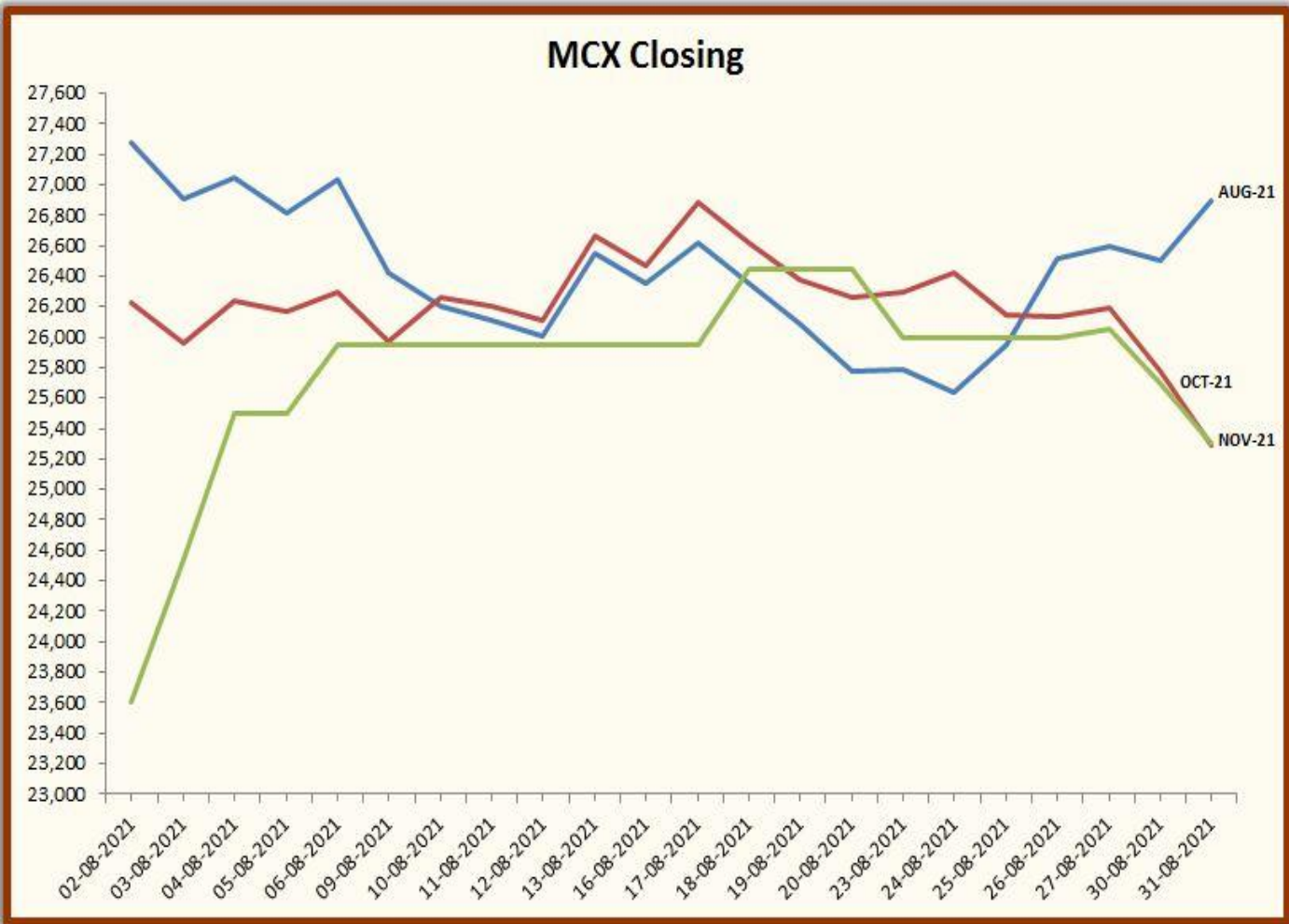
MONTHLY RATE MOVEMENT Aug-2021





GUJCOT TRADE ASSOCIATION

MONTHLY RATE MOVEMENT Aug-2021





GUJCOT TRADE ASSOCIATION

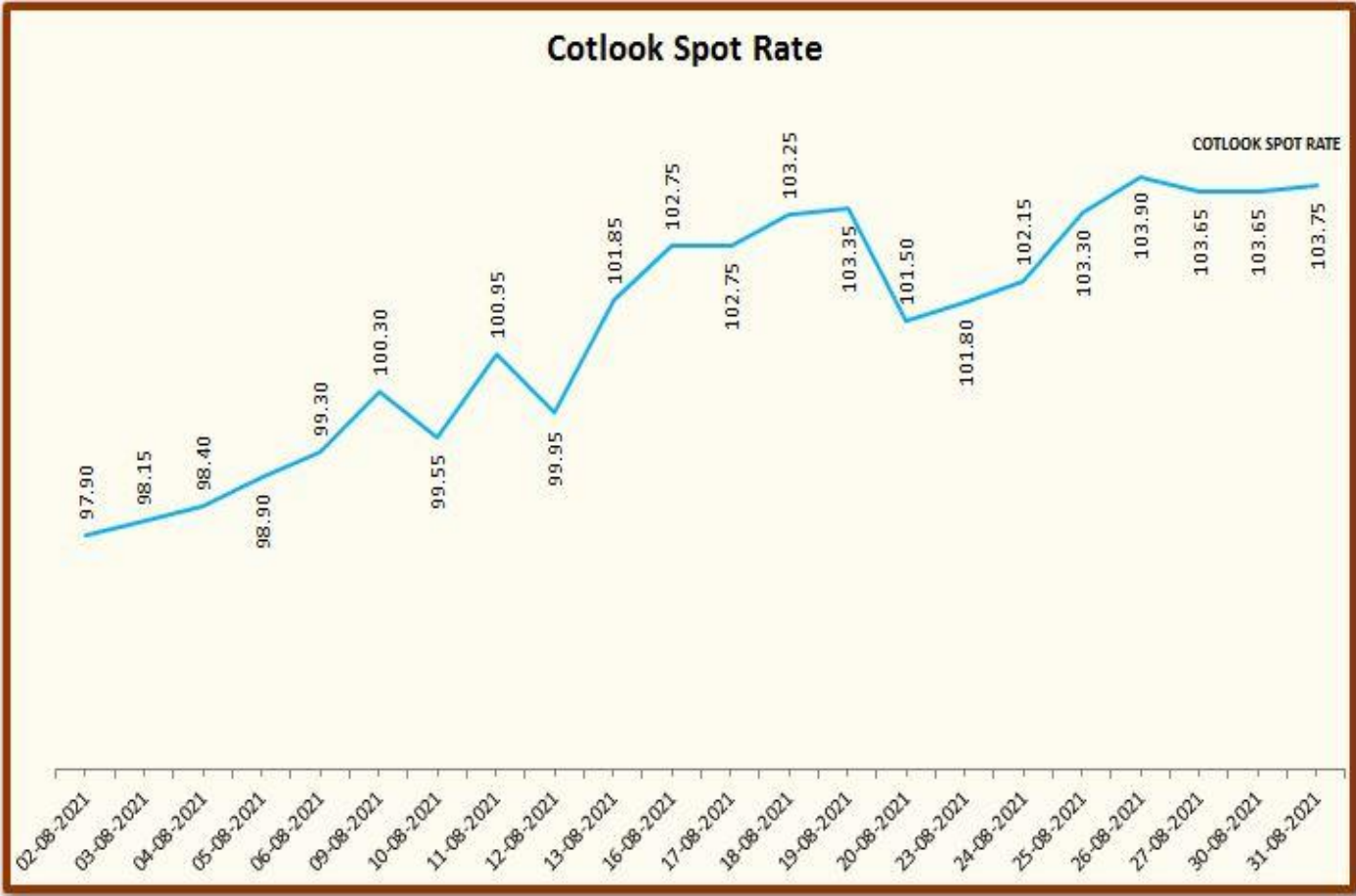
MONTHLY RATE MOVEMENT Aug-2021

Foreign Cotton Indices & Futures			
Date	Cotlook	ICE	
	Spot Rate	Dec-21	Mar-22
02-08-21	97.90	89.63	89.33
03-08-21	98.15	89.87	89.58
04-08-21	98.40	90.31	90.01
05-08-21	98.90	90.68	90.39
06-08-21	99.30	91.70	91.33
09-08-21	100.30	90.90	90.54
10-08-21	99.55	92.32	91.79
11-08-21	100.95	91.22	90.66
12-08-21	99.95	93.32	92.48
13-08-21	101.85	94.32	93.19
16-08-21	102.75	94.31	93.26
17-08-21	102.75	94.90	93.73
18-08-21	103.25	94.83	93.95
19-08-21	103.35	92.76	91.95
20-08-21	101.50	93.10	92.26
23-08-21	101.80	93.36	92.69
24-08-21	102.15	94.18	93.18
25-08-21	103.30	94.50	93.55
26-08-21	103.90	94.16	93.20
27-08-21	103.65	94.84	93.83
30-08-21	103.65	94.23	93.43
31-08-21	103.75	92.53	91.77



GUJCOT TRADE ASSOCIATION

MONTHLY RATE MOVEMENT Aug-2021





GUJCOT TRADE ASSOCIATION

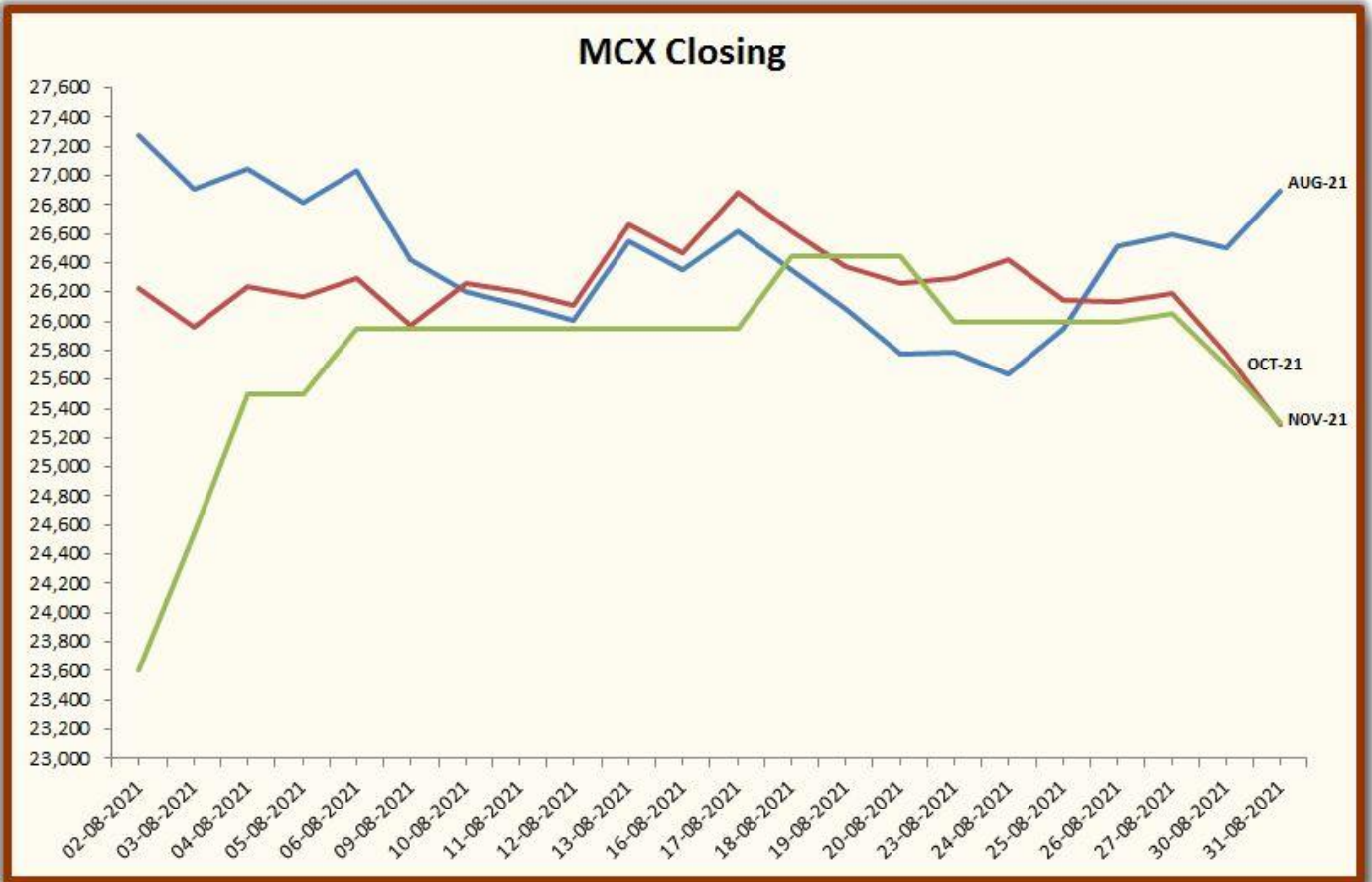
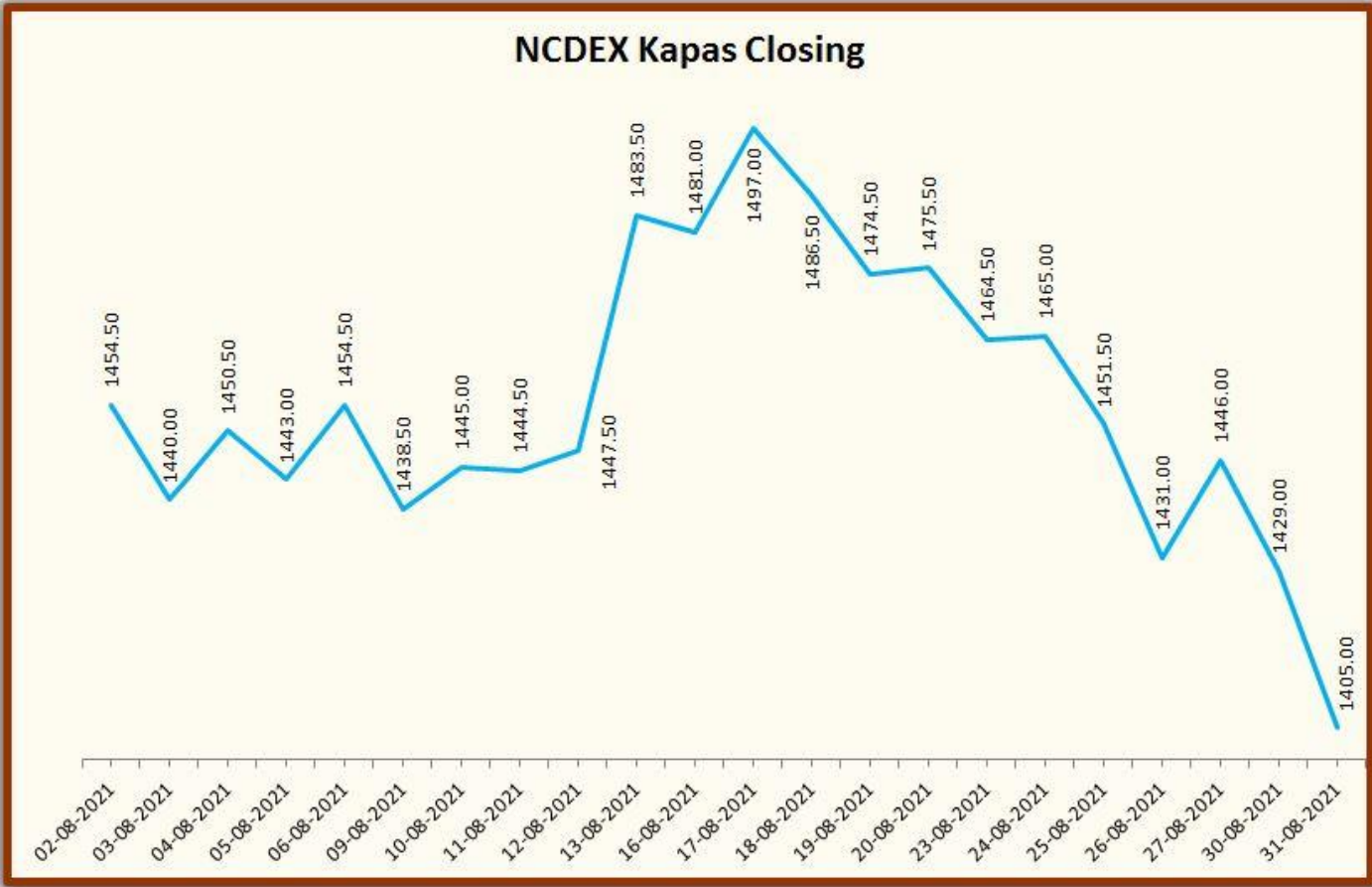
MONTHLY RATE MOVEMENT Aug-2021

Indian Cotton Futures				
Date	NCDEX Kapas	MCX		
	30-Apr-22	Aug-21	Oct-21	Nov-21
02-08-2021	1454.50	27,280	26,230	23,600
03-08-2021	1440.00	26,910	25,960	24,540
04-08-2021	1450.50	27,040	26,240	25,500
05-08-2021	1443.00	26,810	26,170	25,500
06-08-2021	1454.50	27,030	26,300	25,950
09-08-2021	1438.50	26,420	25,970	25,950
10-08-2021	1445.00	26,200	26,260	25,950
11-08-2021	1444.50	26,110	26,200	25,950
12-08-2021	1447.50	26,010	26,110	25,950
13-08-2021	1483.50	26,550	26,660	25,950
16-08-2021	1481.00	26,350	26,470	25,950
17-08-2021	1497.00	26,620	26,880	25,950
18-08-2021	1486.50	26,350	26,620	26,450
19-08-2021	1474.50	26,090	26,380	26,450
20-08-2021	1475.50	25,770	26,260	26,450
23-08-2021	1464.50	25,790	26,300	26,000
24-08-2021	1465.00	25,640	26,420	26,000
25-08-2021	1451.50	25,950	26,150	26,000
26-08-2021	1431.00	26,520	26,130	26,000
27-08-2021	1446.00	26,600	26,190	26,050
30-08-2021	1429.00	26,500	25,770	25,700
31-08-2021	1405.00	26,900	25,290	25,300



GUJCOT TRADE ASSOCIATION

MONTHLY RATE MOVEMENT Aug-2021





GUJCOT TRADE ASSOCIATION

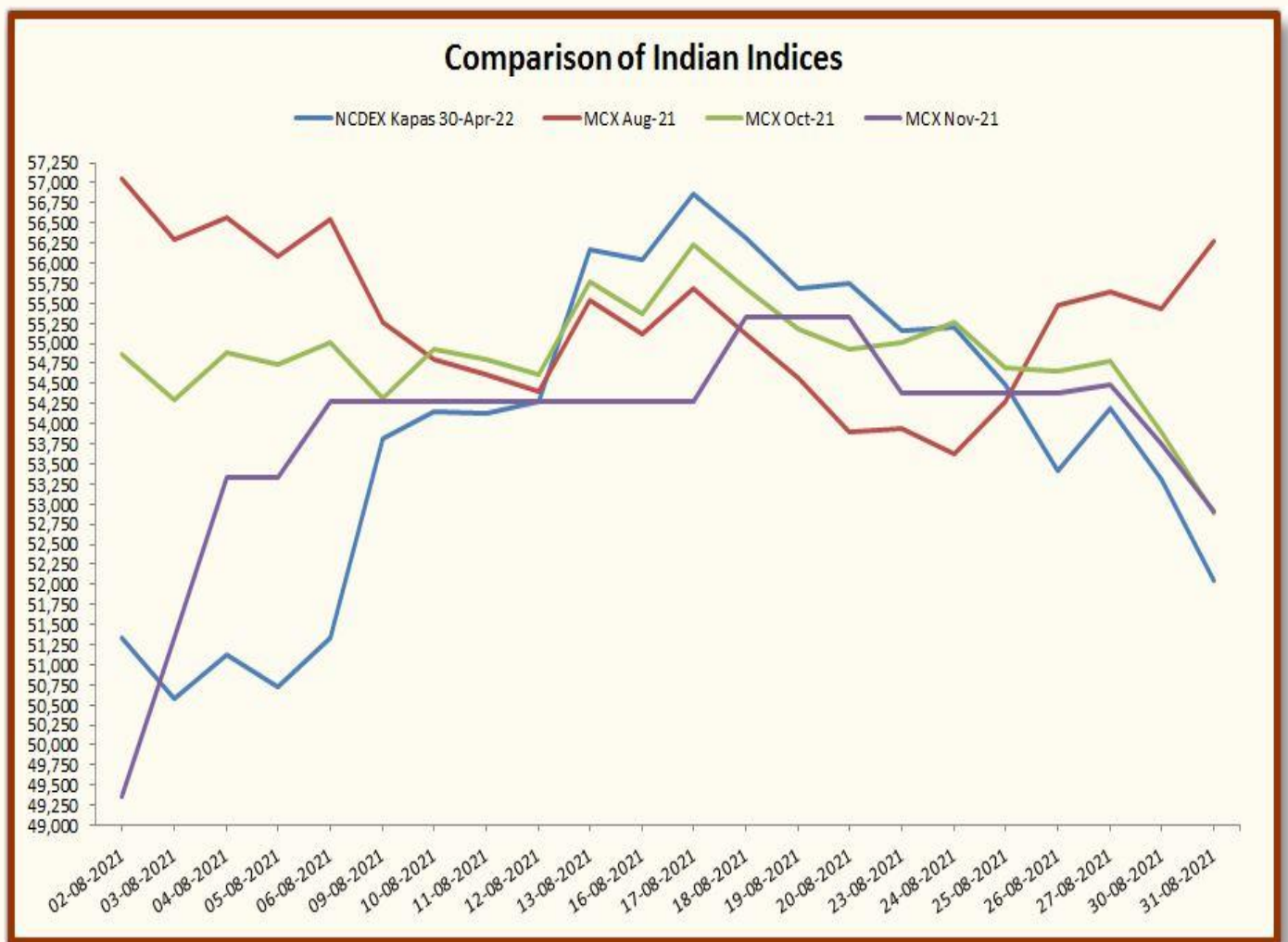
MONTHLY RATE MOVEMENT Aug-2021

Indian Indices in Rs/Candy Rate				
Date	NCDEX Kapas	MCX		
	30-Apr-22	Aug-21	Oct-21	Nov-21
02-08-2021	51,327	57,062	54,865	49,364
03-08-2021	50,568	56,288	54,301	51,330
04-08-2021	51,118	56,560	54,886	53,338
05-08-2021	50,725	56,078	54,740	53,338
06-08-2021	51,327	56,539	55,012	54,280
09-08-2021	53,811	55,263	54,321	54,280
10-08-2021	54,151	54,803	54,928	54,280
11-08-2021	54,124	54,614	54,803	54,280
12-08-2021	54,281	54,405	54,614	54,280
13-08-2021	56,164	55,535	55,765	54,280
16-08-2021	56,033	55,116	55,367	54,280
17-08-2021	56,870	55,681	56,225	54,280
18-08-2021	56,321	55,116	55,681	55,325
19-08-2021	55,693	54,572	55,179	55,325
20-08-2021	55,746	53,903	54,928	55,325
23-08-2021	55,170	53,945	55,012	54,384
24-08-2021	55,196	53,631	55,263	54,384
25-08-2021	54,490	54,280	54,698	54,384
26-08-2021	53,418	55,472	54,656	54,384
27-08-2021	54,203	55,639	54,782	54,489
30-08-2021	53,314	55,430	53,903	53,757
31-08-2021	52,059	56,267	52,899	52,920



GUJCOT TRADE ASSOCIATION

MONTHLY RATE MOVEMENT Aug-2021





GUJCOT TRADE ASSOCIATION

MONTHLY RATE MOVEMENT Aug-2021

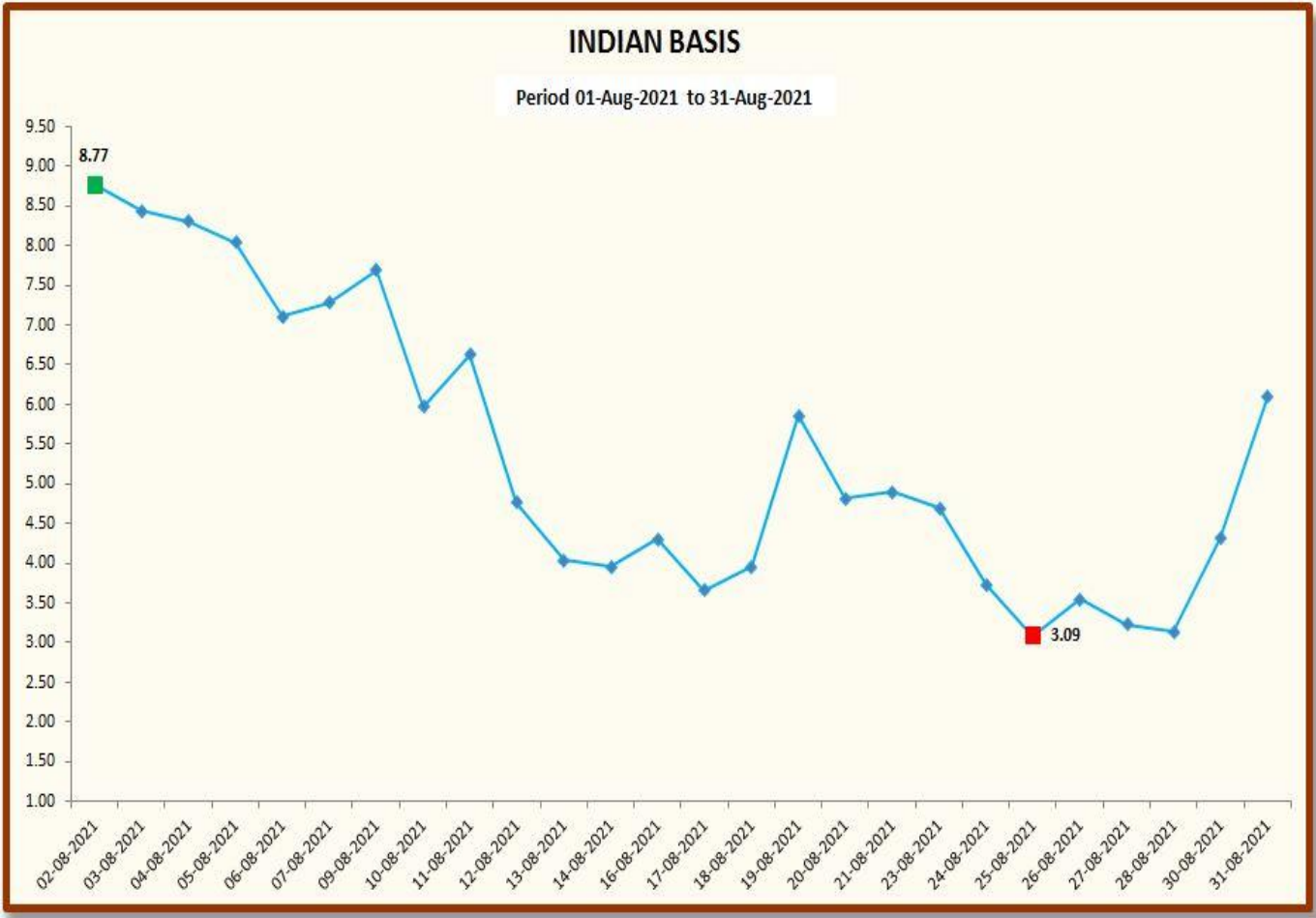
INDIAN BASIS

DATE	29 MM	USD-INR	Cents/lb	ICE NEAREST FUTURE	BASIS
02-08-2021	57,350	74.34	98.40	89.63	8.77
03-08-2021	57,250	74.28	98.31	89.87	8.44
04-08-2021	57,350	74.18	98.61	90.31	8.30
05-08-2021	57,400	74.16	98.72	90.68	8.04
06-08-2021	57,450	74.16	98.81	91.70	7.11
07-08-2021	57,550	74.16	98.98	91.70	7.28
09-08-2021	57,400	74.26	98.59	90.90	7.69
10-08-2021	57,350	74.42	98.29	92.32	5.97
11-08-2021	57,100	74.43	97.85	91.22	6.63
12-08-2021	57,100	74.25	98.09	93.32	4.77
13-08-2021	57,250	74.24	98.36	94.32	4.04
14-08-2021	57,200	74.24	98.27	94.32	3.95
16-08-2021	57,400	74.24	98.62	94.31	4.31
17-08-2021	57,450	74.35	98.56	94.90	3.66
18-08-2021	57,500	74.24	98.79	94.83	3.96
19-08-2021	57,400	74.24	98.62	92.76	5.86
20-08-2021	57,100	74.38	97.92	93.10	4.82
21-08-2021	57,150	74.38	98.00	93.10	4.90
23-08-2021	57,050	74.21	98.06	93.36	4.70
24-08-2021	56,950	74.19	97.91	94.18	3.73
25-08-2021	56,800	74.24	97.59	94.50	3.09
26-08-2021	56,850	74.21	97.71	94.16	3.55
27-08-2021	56,650	73.68	98.07	94.84	3.23
28-08-2021	56,600	73.68	97.98	94.84	3.14
30-08-2021	56,600	73.26	98.54	94.23	4.31
31-08-2021	56,450	73.00	98.63	92.53	6.10



GUJCOT TRADE ASSOCIATION

MONTHLY RATE MOVEMENT Aug-2021





GUJCOT TRADE ASSOCIATION

MONTHLY RATE MOVEMENT Aug-2021

Team Gujcot thanks the Broker Panel

Shri Sujalbhai, Shri Pravinbhai, Shri Sandipbhai, Shri Ananbhai, Shri Ajaybhai, Shri Jatinbhai, Shri Manishbhai, Shri Anilbhai, Shri Niravbhai and Shri Mukeshbhai Purohit.

Report Sponsors:

Click on Sponsor's Logo to visit Sponsor's Website



Axita Cotton Limited

For, Gujcot Trade Association

Akash Shah

[President]

For, Gujcot Trade Association

Ajay Shah

[Secretary]